



# TRANSPARENCY INTERNATIONAL-PAKISTAN

4-C, Mezzanine Floor, Khayaban-e-Ittehad, Phase VII,  
Defence Housing Authority, Karachi.  
Tel: (92-21) 35390408, 35311897-8,  
Fax: (92-21) 35390410  
E-mail: ti.pakistan@gmail.com  
Website: www.transparency.org.pk

7<sup>th</sup> February, 2017

TL17/0702/6A

Hospital Director,  
Medical Teaching Institutions,  
Khyber Teaching Hospital,  
University Road, Peshawar.  
Ph. No. 091- 9224257

Sub: Violation Khyber Pakhtunkhwa Public Procurement Regulatory Authority Act 2012, for Mentioning specific Origin: USA/Japan/ UK/ Germany/ Italy/ Switzerland/ France by Medical Teaching Institute, Khyber Teaching Hospital Peshawar Dated: 11.01.2017 and 22.01.2017.

Dear Sir,

Transparency International Pakistan has received two complaints from M/s Friends Traders, Peshawar against Medical Teaching Institute, Khyber Teaching Hospital Peshawar regarding tenders of purchase of Medical Equipment and other goods.

The complainant has alleged that Medical Teaching Institute, Khyber Teaching Hospital Peshawar, in the tender documents for both tenders has restricted the bidders to supply equipment from USA/Japan/ UK/ Germany/ Italy/ Switzerland/ France origin only (Copy attached).

Hence tenders are in violation under KPK PPRA Act 2012 Section No. 23 (4). Stated as under;

*23. Bid Solicitation documents --- (4) Each procuring entity shall solicit bids based on performance or functional specifications and not on restrictive or proprietary specifications of a particular brand.*

In case procuring agency has to mention any brand name or country of origin it should by adding "**or equivalent**" with it.

The above information is forwarded for the purpose of avoiding mis-procurement charge under Rule No 54, with request to re-invite the tender under the prescribed procedures or issue a corrigendum and extend date accordingly.

Transparency International Pakistan is striving for across the board application of Rule of Law, which is the only way to stop corruption.

With Regards,

  
Sohail Muzaffar  
Chairman

Copies forwarded for the information with request to take action under their mandate to:

1. Chief Minister, Khyber Pakhtunkhwa.
2. Director General, NAB, Khyber Pakhtunkhwa.
3. Chief Secretary, Khyber Pakhtunkhwa.
4. Registrar, Peshawar High Court.
5. Managing Director, KPPPRA, Peshawar.



## FRIENDSTRADERS

Head Office: Peshawar Medical Centre

Hussain Plaza, Shoba Chowk  
Khyber Bazar Peshawar.

Telephone: 091-2211052/2215660

Fax No.: 091-2592058

Email: [globetradersint@gmail.com](mailto:globetradersint@gmail.com)

S.No: 786/110/003C

Dated: 01/02/2017

To

**Transparency International  
Pakistan.**

**Subject: Violation of Generalize Specification by mentioning made:  
USA/JAPAN/UK/GERMANY/Italy. In KTH Tender Peshawar Dated: 22.01.2017.**

Sir,

With reference to tender advertized by Hospital Director Medical Teaching Institute Khyber Teaching Hospital Peshawar for Purchase of Medical Equipments dated 22/01/2017 in News Paper "Daily Aaj" Peshawar, it is observed that the Department has mentioned specific Made such as **USA/JAPAN/UK/GERMANY/Italy** in required specification which eliminate many participant from submitting the tender, thus open competition cannot be made.

As we are the authorize distributor of same required product of "MINDRAY" an International Brand with "FDA & CE" approved (Assembled in China) products already satisfactorily supplied & installed in major Government Institutions of KPK i.e;

- a. Lady Reading Hospital Peshawar
- b. Khyber Teaching Hospital Peshawar
- c. DHQ Hospital Nowshera
- d. Mardan Medical Complex Mardan
- e. CMH Peshawar
- f. CMH Mardan
- g. DHQ Hospital Timergarah
- h. DHQ Hospital Chitral
- i. Cantonment General Hospital Peshawar
- j. DHO Kohat
- k. DHO Malakand
- l. DHO Haripur
- m. DHO Swabi



# FRIENDSTRADERS

Head Office: Peshawar Medical Centre

Hussain Plaza, Shoba Chowk  
Khyber Bazar Peshawar.

Telephone: 091-2211052/2215660

Fax No.: 091-2592058

Email: [globetradersint@gmail.com](mailto:globetradersint@gmail.com)

- n. DHO Swat
- o. DHO Lower Dir
- p. Naseer Ullah Khan Babar Memorial Hospital Kohat Road

Kindly look into this matter to make it generalize and open for every Company. News paper cutting and specifications are attached for your reference.



Regards

For Friends Traders  
Peshawar.

CC: Hospital Director KTH Peshawar

**MEDICAL TEACHING INSTITUTIONS,**  
**KHYBER TEACHING HOSPITAL, PESHAWAR**  
**TENDER NOTICE 2016-17.**

The Office of the Hospital Director (MTI) Khyber Teaching Hospital, Peshawar invites sealed bids for the year 2016-17, under National Competitive Bidding from the Income Tax and GST Registered highly reputed National / International eligible firms, manufacturers / authorized Sole agents for procuring high quality medical equipments, Photostat Machine, Laptop, Computer Accessories, and other goods, Under regular fund, through single stage two envelopes bidding procedure as per rule 6 (2b) of KPK Procurement of goods, works & services rules 2014.

The Bidders must be registered with the Director General Health Services Khyber Pakhtunkhwa Peshawar, for the year 2016-17. If the new list of pre-qualified firms is not issued by the Director General Health Services KPK Peshawar till the opening of Bids, then pre-qualification/post qualification will be made by this Institution.

Each envelop should contain separately technical and financial bid clearly marked as technical and financial bid in bold and legible letter.

Bid Security / CDR shall be kept sealed in financial envelop and an affidavit may be kept in the technical bid stating only percentage without indicating the figure in the letter.


The quotation shall reach to the undersigned on or before 23-2-2017 at 11.00 AM, through registered post, Mail/Courier Services. Which will be opened on the same day at 12.00 Noon, by the purchase committee in the presence of bidders, who desires.

S. No	NAME OF ITEM	CDR (RS.)	RATE	S. No.	NAME OF ITEM	CDR (RS.)	RATE
1.	Purchase of Medical Equipment and other goods, (under regular fund)	2%	CIF/ CPT & FOR basis	2.	Purchase of: 1.Photostat Machine 2.Laptop 3.Computer Accessories (Anti Virus (3r Time)	2%	FOR basis

1. Quotation must be typed; hand written and conditional quotation will not be accepted.
2. Standard Bidding Documents & Terms conditions may be obtained from office of DMS (Store), on payment of Rs.1000/- (non refundable) per full set, on any working day in Office hours.
3. Pre-bid meeting will be held in the Conference Room (Administration Block) of this hospital on 11-2-2017 at 11.00 AM. The interested bidders shall attend the meeting to clarify if there is any query.
4. Details are also available on hospital web site [www.kth.gov.pk](http://www.kth.gov.pk).
5. If the Bids opening date declared as holiday than next working day will be the bid opening date.

**Address:**

Hospital Director  
(MTI) Khyber Teaching Hospital  
University Road, Peshawar  
Phone NO. 091-9224257

  
**HOSPITAL DIRECTOR,**  
(MTI) KHYBER TEACHING HOSPITAL,  
PESHAWAR. *Qadir*  
21/1/17 *TP*

**PUBLIC MESSAGE:**

SAY NO TO CORRUPTION

# Specification of Equipments for Dermatology Unit to be purchased under ADP No.199 (Up-gradation Dermatology Unit) KTH: MTI Peshawar

## Specifications of Equipments for Dermatology Unit to be Purchased Under ADP#199 (Up gradation of Dermatology Department KTH: MTI Peshawar)

<p>09 Monitors/ pulse oximeter(01)</p>	<ul style="list-style-type: none"> <li>• Hydraulic beds for serious patient like ICU management special care beds</li> <li>• Examination Procedure Chairs</li> <li>• Multi parameter monitor with color display for ECG, heart rate, non invasive blood pressure, pulse oximeters and temperature</li> </ul> <p>1 ECG</p> <ul style="list-style-type: none"> <li>• Input: color coded</li> <li>• Protective against defibrillator and electro surgical potentials</li> <li>• Lead sectors: 4 position control STD, I, II, III</li> <li>• Impedance &gt; 10 Mohm at 10 Hz</li> <li>• CMMR &gt; 120 db LA, RA, RL to equipotential ground at 50/60 Hz</li> <li>• Output bandwidth: FILT: 0.5-100 Hz with 50/60 notch filters</li> <li>• DIAG: 0.05-100 Hz</li> <li>• Calibration: 1Mv pulses at 100 bpm</li> <li>• Alarms: asystole, no lead QRS detected for 3 sec irregular alarm for ventricular fibrillation detection and other irregular waveform</li> <li>• Heart rate Detector</li> <li>• Display: Rate derived From ECG or pulsed rate</li> <li>• 2x screen digits</li> </ul> <p>SPO2/ Pulsed/Temperature (T1 &amp; T2)/ NIBP</p> <p>Latest model must be quoted.</p> <p>Make: UK, USA, Japan, Germany and Italy</p>
--	---

*Handwritten signature*  
*ADP*  
*07/12/16*

*Handwritten mark*

*Handwritten signature*  
*7/14/16*

# Peshawari

- with TFT/LCD color display
- Synchronized output with ECG
- Control of energy charging/ delivering on main panel & apex paddle
- Charging Indicators.
- The energy range should be adjustable for peds and adults up to 3-10 Joules or more
- Charging Time for full energy will be less than 10 sec
- Screen Size of approx. 5 inch colored.
- Display of HR, ECG through paddles and Lead I, II & III patient cable
- Built in recorder for printing of full summary on standard 50mm paper
- Alarm for High and low heart rate, low battery, Warning
- AC Supply: 50Hz operated
- Built-in Rechargeable battery with charger for 1000 cycles minimum. Efficient
- Auto - stop safety
- External paediatric and adult's Paddles ECG cable
- AED facility

Equipment	Specification
Ventilator(Neonatal)	<ul style="list-style-type: none"><li>• Unit to Offer Microprocessor controlled electronic and sophisticated pneumatics to provide controlled and monitored anaesthetic ventilation and able to used for neonates and Infants</li><li>• Adjustment able to made in line with minute volume, the expiratory and inspiratory flow to be separately adjustable, flow to be independent of PEEP over the whole flow range.</li><li>• To have precise oxygen mixing particularly in the range of 21 Vol % O<sub>2</sub></li></ul>

*[Handwritten signature]*

*[Handwritten signature]*

*[Handwritten initials]*  
*[Handwritten initials]*  
*[Handwritten initials]*

- To have real time display of pressure and flow waveforms
- Integrated O2 Monitoring, inspiratory and expiratory pressure measurement, flow monitoring for actual apnea, disconnection monitoring, tidal volume, minute volume, leak rate, spontaneous breathing frequency and trigger function.
- Control principal continuous flow pressure-limited, timed cycle
- Inspiratory time 0.1 to 2 sec
- Expiratory time 0.2 to 30 s
- Inspiratory flow V/Expiratory flow V 1 to 30 L/Min
- Inspiratory O2 concentration O2 Vol % 21 to 100 Vol % O2
- Trigger volume 0.3ml to 10ml
- Trigger response time approx.30 ms
- PEEP or CPAP 0 to 15 mbar
- Power consumption approx 140 W
- Should have built in noiseless compressor along with backup power source for one hours
- Gas supply operating pressure O2/Air 3 Bar - 10% to 5 bar + 10%

Country of origin:

USA,UK,Germany,Japan,Switzerland and Italy Model : not below 2014

~~X2~~ (D)

*John Doe*

*Rev 1*

*Q.*

*AS*



Monitor with color display with ECG, Heart Rate, Non-Invasive Blood Pressure, Pulse Oximetry, and Temperature. Resp. for adult, paed. parameters. Screen Size min. 12" or more.

**ECG**

Numeric Heart Rate

Wave form; Real time cascade facility; and freeze ECG trace.

Lead:

ECG: 12 leads: I, II, III, aVR, aVL, aVF, V1, V2, V3, V4, V5, V6

ECG: 12 leads: I, II, III, aVR, aVL, aVF, V1, V2, V3, V4, V5, V6

ECG: 12 leads: I, II, III, aVR, aVL, aVF, V1, V2, V3, V4, V5, V6

ECG: 12 leads: I, II, III, aVR, aVL, aVF, V1, V2, V3, V4, V5, V6

ECG: 12 leads: I, II, III, aVR, aVL, aVF, V1, V2, V3, V4, V5, V6

ECG:

ECG: 12 leads: I, II, III, aVR, aVL, aVF, V1, V2, V3, V4, V5, V6

ECG: 12 leads: I, II, III, aVR, aVL, aVF, V1, V2, V3, V4, V5, V6

ECG: 12 leads: I, II, III, aVR, aVL, aVF, V1, V2, V3, V4, V5, V6

ECG: 12 leads: I, II, III, aVR, aVL, aVF, V1, V2, V3, V4, V5, V6

ECG: 12 leads: I, II, III, aVR, aVL, aVF, V1, V2, V3, V4, V5, V6

ECG: 12 leads: I, II, III, aVR, aVL, aVF, V1, V2, V3, V4, V5, V6

ECG: 12 leads: I, II, III, aVR, aVL, aVF, V1, V2, V3, V4, V5, V6

ECG: 12 leads: I, II, III, aVR, aVL, aVF, V1, V2, V3, V4, V5, V6

ECG: 12 leads: I, II, III, aVR, aVL, aVF, V1, V2, V3, V4, V5, V6

ECG: 12 leads: I, II, III, aVR, aVL, aVF, V1, V2, V3, V4, V5, V6

ECG: 12 leads: I, II, III, aVR, aVL, aVF, V1, V2, V3, V4, V5, V6

ECG: 12 leads: I, II, III, aVR, aVL, aVF, V1, V2, V3, V4, V5, V6

ECG: 12 leads: I, II, III, aVR, aVL, aVF, V1, V2, V3, V4, V5, V6

ECG: 12 leads: I, II, III, aVR, aVL, aVF, V1, V2, V3, V4, V5, V6

ECG: 12 leads: I, II, III, aVR, aVL, aVF, V1, V2, V3, V4, V5, V6

ECG:

ECG:

ECG: 12 leads: I, II, III, aVR, aVL, aVF, V1, V2, V3, V4, V5, V6

ECG:

*Handwritten signature*

---

Visual and Audible indications of Alarms.

Operating requirements.

220-240 V 50/60 Hz.

Low power design with standby made rechargeable

High energy built in battery for at least 5 Hours.

Including all standard accessories for above mentioned parameters along with operating and service manual.

#### TEMPERATURE:

- Input isolated/protected against defibrillator and electrosurgical potentials.
- Alarms Adjustable high and low limits
- Low alarm range: +12 to +42 deg C Approx
- High Alarm range: +13 to +44 deg C Approx
- Range: +12 to +44 deg C Approx
- Accuracy: +/- 0.1 deg C full range, 0.2 deg C with 0.1 deg C display if used with recommended probe
- Probe fault: On screen indication
- Calibration: 37.0 +/- 0.1 deg C performed automatically and continuously

Made UK,USA,Germany,Japan

---

Cardiac monitor with  
central monitoring  
system  
With ~~10~~ monitors

10 monitors

Single SQA workstation fully equipped for 700 patients  
General Station  
Multi-channel central station for 10 bedside monitors  
Operating features and characteristics:  
Colored monitor Resolution minimum 1024 x 1024  
Laser printer  
For connection to bedside monitors with 27" 10:1  
central station monitor

Parameters:  
Selectable display of all parameters of bedside monitors

Handwritten signature  
M.M. Anderson

Handwritten initials  
P.P.P.

Handwritten initials  
HR

Handwritten signature

220-240 V 50/60 Hz.

Low power design with standby made rechargeable  
High energy built in battery for at least 5 Hours  
Including all standard accessories for above  
mentioned parameters along with operating and  
service manual.

#### TEMPERATURE:

- Input: Isolated protected against defibrillator and electrosurgical potentials.
- Alarms: Adjustable high and low limits
- Low alarm range: +12 to +42 deg C Approx
- High Alarm range: +13 to +44 deg C Approx
- Range: +12 to +44 deg C Approx
- Accuracy: +/- 0.1 deg C full range, 0.2 deg C with 0.1 deg C display if used with recommended probe
- Probe fault: On screen indication
- Calibration: 37.0 +/- 0.1 deg C performed automatically and continuously

Made: UK, USA, Germany, Japan

SALES: 171-1111

- Reservoir relief pressure with audible alarm - 20 to 80cm H2O
- Patient circuit
- To be supplied with rail & pole clamp
- Patient circuit hose
- Expiration pressure indicator
- Probe gas inlet (to project spec)
- O2
- Monitoring of FIO2 / IV/ Exp minute volume / RR, Pressure Ratio, PIP, PEEP, BIPAP / APRV / BPRV / bilevel ventilation / capnometry / JACO or more
- PEEP 0-30 cm H2O
- FIO2 21 - 100%
- Pressure Support mode
- Built-in Battery Backup
- IFT / LOD Monitor
- Capnometry / capnography
- Should be operated on central O2 or Air
- Alarms for Gas failure / RR / Pressure / Apnea / Volume / Low volume
- Humidifier
- Capnography and all the necessary tubing
- Machine Base / ~~XXXXXXXXXXXXXXXXXXXX~~

Copyright © 2000 by McGraw-Hill, Inc. All rights reserved. Printed in the United States of America.



## FRIENDSTRADERS

Head Office: Peshawar Medical Centre

Hussain Plaza, Shoba Chowk  
Khyber Bazar Peshawar.

Telephone: 091-2211052/2215660

Fax No.: 091-2592058

Email: [globetradersint@gmail.com](mailto:globetradersint@gmail.com)

S.No: 786/110/002C

Dated: 01/02/2017

To

**Transparency International  
Pakistan.**

**Subject: Violation of Generalize Specification by mentioning made:  
USA/JAPAN/UK/GERMANY/Italy. In KTH Tender Peshawar Dated: 11.01.2017.**

Sir,

With reference to tender advertized by Hospital Director Medical Teaching Institute Khyber Teaching Hospital Peshawar for Purchase of Medical Equipments dated 11/01/2017 in News Paper "Daily Aaj" Peshawar, it is observed that the Department has mentioned specific Made such as **USA/JAPAN/UK/GERMANY/Italy** in required specification which eliminate many participant from submitting the tender, thus open competition cannot be made.

As we are the authorize distributor of same required product of "MINDRAY" an International Brand with "FDA & CE" approved (Assembled in China) products already satisfactorily supplied & installed in major Government Institutions of KPK i.e;

- a. Lady Reading Hospital Peshawar
- b. Khyber Teaching Hospital Peshawar
- c. DHQ Hospital Nowshera
- d. Mardan Medical Complex Mardan
- e. CMH Peshawar
- f. CMH Mardan
- g. DHQ Hospital Timergarah
- h. DHQ Hospital Chitral
- i. Cantonment General Hospital Peshawar
- j. DHO Kohat
- k. DHO Malakand
- l. DHO Haripur
- m. DHO Swabi



## FRIENDSTRADERS

Head Office: Peshawar Medical Centre

Hussain Plaza, Shoba Chowk  
Khyber Bazar Peshawar.

Telephone: 091-2211052/2215660

Fax No.: 091-2592058

Email: [globetradersint@gmail.com](mailto:globetradersint@gmail.com)

- n. DHO Swat
- o. DHO Lower Dir
- p. Naseer Ullah Khan Babar Memorial Hospital Kohat Road

Kindly look into this matter to make it generalize and open for every Company. News paper cutting and specifications are attached for your reference.



**Regards**

**For Friends Traders**  
Peshawar.

**CC: Hospital Director KTH Peshawar**

**MEDICAL TEACHING INSTITUTIONS,**  
**KHYBER TEACHING HOSPITAL, PESHAWAR**  
**TENDER NOTICE 2016-17.**

The Office of the Hospital Director (MTH) Khyber Teaching Hospital, Peshawar invites sealed bids for the year 2016-17, under National Competitive Bidding from the Income Tax and GST Registered highly reputed National International eligible firms, manufacturers, authorized Sole agents for procuring high quality medical equipments Under ADP NO.412-140768, up-gradation of Ophthalmology & Gynea Wards, ADP NO.19-130637, up-gradation of Dermatology Ward KTH, ADP NO.410-130657 Up-gradation of ICU's, through single stage two envelopes bidding procedure as per rule 6(2)(b) of E.P.C Procurement of goods, works & services rules 2013.

The Bidders must be registered with the Director General Health Services Khyber Pakhtunkhwa Peshawar, for the year 2016-17. If the new list of pre-qualified firms is not issued by the Director General Health Services KPK Peshawar till the opening of Bids, then pre-qualification/post qualification will be made by this Institution.

Each envelop should contain separately technical and financial bid clearly marked as technical and financial bid in bold and legible letter.

Bid Security - CDR shall be kept sealed in financial envelop and an affidavit may be kept in the technical bid stating only percentage without indicating the figure in the letter.


The quotation shall reach to the undersigned on or before 20-1-2017 at 11:00 AM, through registered post, Mail Courier Services. Which will be opened on the same day at 12:00 Noon, by the purchase committee in the presence of bidders, who desires.

S. No	NAME OF ITEM	CDR (RS.)	RATE	S. No.	NAME OF ITEM	CDR (RS.)	RATE
1	Purchase of Medical Equipment under ADP No.19-130637	2%	CF, CPT & FOR basis	2	Purchase of Medical Equipment under ADP No.410-130657	2%	CF & FOR basis
3	Purchase of Medical Equipment Under ADP NO.412-140786	2%	CF, CPT & FOR basis				

1. Quotation must be typed, hand written and conditional quotation will not be accepted.
2. Standard Bidding Documents & Terms conditions may be obtained from office of DMIS (Store), on payment of Rs.1000-(non refundable) per full set, on any working day in Office hours.
3. Pre-bid meeting will be held in the Conference Room (Administration Block) of this hospital on 14-1-2017 at 11:00 AM. The interested bidders shall attend the meeting to clarify if there is any query.
4. Details are also available on hospital web site [www.kil.gov.pk](http://www.kil.gov.pk).
5. If the Bids opening date declared as holiday than next working day will be the bid opening date.

**Address:**

Hospital Director  
 (MTH) Khyber Teaching Hospital  
 University Road, Peshawar  
 Phone NO. 091-9224257

  
 HOSPITAL DIRECTOR,  
 (MTH) KHYBER TEACHING HOSPITAL,  
 PESHAWAR. *Qasbi 20/1/17*  
*DP*


**PUBLIC MESSAGE:**

SAY NO TO CORRUPTION



**ANESTHESIA DEPARTMENT KTH DEMAND LIST OF MEDICAL EQUIPMENTS  
WITH COMPLETE SPECIFICATIONS TO BE PURCHASED  
UNDER REGULAR BUDGET FOR THE YEAR 2016/2017**

S.NO	EQUIPMENT	SPECIFICATIONS	QTY
1.	<p><b>ANESTHESIA WORK STATION</b></p> <p><b>COMPONENT 1.</b></p> <p><b>ANESTHESIA MACHINE</b></p>	<p style="text-align: center;"><b><u>ANESTHESIA WORK STATION</u></b></p> <p>1) <b><u>ANESTHESIA MACHINE:</u></b></p> <p>Compact, Portable (4 antistatic castors, minimum 2 with breaks). Built-in illumination System, with 4 electric outlet sockets, having single/multiple Drawers, Monitor Shelf, Electrically Driven Suction on Machine (with Suction Regulator and Bottle), Passive Anesthesia Gas Scavenging System, Breathing Circuit Holder/Hanger , Auxillary O2 Supply System.</p> <p><b><u>GAS CONNECTIONS:</u></b></p> <ul style="list-style-type: none"> <li>• Pin index cylinder yokes provided along with back-up E-Type cylinders (O2, N2O, Medical Air).</li> <li>• Non- interchangeable gas specific connection to central pipe line inlets.</li> <li>• Pipeline and cylinder pressure gauges for O2, N2O &amp; Air.</li> <li>• O2 failure safety device with visual and audible alarm.</li> <li>• With Minimum O2/N2O ratio control (hypoxic guard)</li> <li>• N2O cut off valve.</li> <li>• FGF Outlet/O2 flush control (35-50 l/min or better).</li> <li>• Electronic fresh gas display</li> <li>• Auxillary O2 supply</li> </ul> <p><b><u>FLOW METERS:</u></b></p> <ul style="list-style-type: none"> <li>• Three gas flow meters (O2, N2O, medical air)</li> <li>• Mechanical operated/color coded flow meter control knobs for O2, N2O, Air.</li> <li>• O2: 0-15 L/Min or better</li> <li>• N2O: 0-15 L/Min or better</li> <li>• Air: 0-10 L/Min or better.</li> </ul>	10



28/11/2017

	<p><b>VAPORIZERS:</b></p> <ul style="list-style-type: none"> <li>• Selectatec back bar with interlocking function / manifold for at least O2 vaporizers.</li> <li>• Provision of Agent specific (Isoflurane and sevoflurane) selectatec compatible vaporizers (same manufacturer).</li> <li>• Provision of agent specific key filler device for each vaporizer</li> </ul>	
<p><b>COMPONENT 2.</b></p> <p><b>BUILT-IN ANESTHESIA VENTILATOR</b></p>	<p><b><u>BUILT-IN ANESTHESIA VENTILATOR:</u></b></p> <ul style="list-style-type: none"> <li>• Pneumatically driven ventilator/ power supply: 220v/50HZ AC, Minimum 2 hours battery backup, user alarm setting for AW Pressure, MV, NIBP, O2, Static alarms for Apnea, Power failure, Low battery.</li> <li>• Facility for both manual and control ventilation.</li> <li>• Facility for ventilating both adults and pediatrics and neonates</li> <li>• Both Volume Control and Pressure Control</li> <li>• With advanced ventilation support (SIMV, PSV, PEEP, SIGH)</li> <li>• Back up battery to power ventilator for at least one hour.</li> <li>• O2 sensor with alarm.</li> <li>• Fully Electronic Control.</li> <li>• Display: TFT/LCD 10" or more Screen with Both Touch Screen and Control Knob system.</li> <li>• Airway pressure monitoring with high and low airway pressure alarms.</li> <li>• Ventilation Monitoring should include: FiO2, Inspired and Expired Volumes, Spirometry Loops, PAW, Pressure Waveform/Flow Waveform, Inverse I:E Ratio 4:1 - 8:1, TV: 20-1500ml, BPM: 4-100, PEEP: 3-30cm H2O, Pressure Inspired: 5-70cm H2O, Pressure Limit: 10-100cm H2O, Pressure Support range: 5-50cm H2O. 1500 ml or better Absorber capacity, fully autoclavable, including bag-vent switch, CO2 Bypass and Manometer Gauge complete with mounting bracket, Absorber detachable (reusable) including Y-piece connector, 2 L Bag and Fresh Gas Hose.</li> </ul>	
<p><b>COMPONENT 3.</b></p> <p><b>BUILT-IN MULTI GAS AND MULTI PARAMETER MONITORING</b></p>	<p><b><u>BUILT-IN MONITOR WITH MULTI GAS MODULE AND MULTIPARAMETER VITAL SIGN MODULE</u> (company fitted).</b></p> <p><b>A) MULTI-GAS MONITORING MODULE :</b></p> <ul style="list-style-type: none"> <li>• For specific Anesthetic agents and gases (Halothane, Isoflurane, Sevoflurane, Desflurane, CO2, N2O, O2).</li> <li>• Automatic anesthesia agent identification display.</li> </ul>	

*[Handwritten signature]*

*[Handwritten signature]*

*[Handwritten signature]*

*[Handwritten signature]*

*[Handwritten signature]*

*[Handwritten signature]*

**MODULE FOR ANESTHESIA**

- User selectable alarm limits
- Side stream measurement with accessories such as sampling line and water trap.

**B) MULTI PARAMETER VITAL SIGN MONITORING MODULE:**

- Facility of 5 lead ECG, Soft ware for both 3 & 5 lead monitoring.
- Facility of SpO2 with both neonate, pediatric and adult reusable finger probes/sensors.
- Facility of NIBP with neonatal, pediatric and adult cuffs (2 sets each)
- Facility of ETCO2 (capnograph) with at least 5 tubings
- Facility of anesthetic gas monitoring for patency and level of anesthesia (MAC value, CO2, N2O, O2, Anesthetic agent)
- Facility of IBP 1& 2 (Arterial BP, CVP) with reusable and disposable domes (10 sets each). Domes should be easily available.
- Facility of BIS Monitoring (optional)
- Facility of temperature monitoring (T1, T2)/ peripheral and esophageal.
- Colored display, with both manual and touch screen adjustment control system.
- Internal battery with backup charge for 3-4 hours/ power supply: 220v-50/60 Hz
- Facility for printing patient parameters.
- Ground cable and main cable

**QUALITY:**

- Imported (UK, USA, Germany, France, Italy) with same country of origin and manufacturing.
- FDA (510K) & CE/JIS approved; or at least 2 international medical standard certificates.

**WARRANTY:**

- 3 years with parts and 2 years without parts comprehensive warranty.
- Extended warranty for 3 years only service without parts.
- Voltage stabilizer with machine.
- Service manual & operator manual provided.
- Provision of Reusable Breathing circuits:  
Bain circuit adult, Ventilator Circuits both adult & pediatric, JACKSON REES Pediatric circuit, Different size reusable masks (000, 00, 0, 1, 2, 3, 4, 5)

**TERMS AND CONDITIONS/SERVICE POLICY:**

- After sale service provided. PPM after each 4 months should be done by the company in the presence of the hospital biomedical engineer and then labelled.
- Before clinical use, calibration and output checks must be

*Handwritten signatures and initials:*  
Digi, Rev, [Signature], TR, [Signature]

<p>MRI Machine</p> <p>Ct Scan machine</p> <p><u>-Dropped.</u></p>	<p>Dropped.</p>	<p>CT-Scan <del>120 slice</del> / 64 slice CT-1 Scan</p> <p>The Manufacturer and Manufacturer of quoted equipments must be qualified by an international accredited source of quality for quality assurance and adherence to standards.</p> <p>The medical equipment of USA must comply with 510(K) FDA and in case of Europe MDD(Medical Device Directive) and for Japan MHLV (Ministry of Health ,Labour and Welfare) for specific quoted model.</p> <p>Latest Model Having the latest hardware and all latest software on console and stand alone/Thin client workstation.</p>	
---	-----------------	---	--

Bin

John

His

12/2011

Q.

- ✓ Stand by Power Generator.  
3 Channel ECG Machine

Warranty with all parts for 3 years and further 2 years without parts.

- ✓ Training.

Foreign training of 2 consultant Radiologists each for 1 weeks at supplier expense from the country of Origin of CT.

Local Training of 4 CT Technicians for period of 2 weeks on the same machine.

Application training from foreign application expert for 14 days in two setting of 1 week.

Training of Two concerned engineers from Biomedical Department.

The renovation includes setting arrangements of international standard for patients/Doctors. Application of glazed tiles, antistatic floor matting, false ceiling, air conditioning of main installation office, workstation, reception and patient waiting area. Reception counter, Lightning fans, alarm, smoke detectors, air cutters, fire extinguisher and all other items/Civil works as needed for proper /Smooth Operation of the CT Installation/Runing.

Vendr will be responsible for all electrical installation including all accessories and each and everything required.

Standard and latest available with all the

2.

**EXTERNAL  
DEFIBRILLATOR:**

**EXTERNAL DEFIBRILLATOR:**

- Compact, easily operated, with company supplied trolley.
- Biphasic Energy delivery.
- With audible capability of ECG analysis / cardiac rhythm.
- With a wide range of shocks (50—360 J)
- With both adult and pediatric external electro-pads.
- Prolonged backup battery (up to 3-4hrs).

✓  
①

Doppler Ultrasound

Digital Beam former Color Doppler  
Ultrasound Scanner with 4D Software for:  
Abdominal, Obstetrics, Gynecology,  
Neonatal, Vascular, Urology, Transcranial,  
Cardiology, small parts applications and  
4D Abdominal application. Dedicated  
Trolley mounted system

**Operating Modes** B-Mode, M-Mode,  
M/C-Mode, Color Flow Mode, Power  
Doppler, Pulse Wave Doppler, HPRF  
Duplex & Triplex Mode, Virtual Convex  
Mode.

- Processing Channel 2500 or more  
full digital Beam former
- Monitor Size 15" or more High  
Resolution
- 3 active probe ports
- Frame rate - 500 frames per  
second or more. Line memory, 800  
frames or better
- Fully functional DICOM Facility
- All probes must be multi  
frequency. Fundamental frequency,  
/Harmonics Frequency / Matrix  
Array / High Density
- Wide Band Convex Probe with  
frequency between 2 - 5MHz
- Wide band Linear Probe with  
frequency range of 6 to 9 MHz
- 4D Convex Probe with 2-5 MHz  
frequency range
- Wide band Transvaginal /  
Transrectal probe multi frequency  
range of 4 to 11 MHz or better
- B-Mode Linear image steering  
angle 20 degrees or more on each  
side.
- 2D image display
- Full Screen Split And Dual Select  
Screen Formats
- Simultaneous display
- BW, Color and Spectral
- Image Depth: 28 cm or more
- Focusing System: Up to 4-8

*both* *Rev*

*Ar*

*HR*

*HR*

*Q*

Transmit Focal Zone

- High numeric keyboard
  - Built-in Tracker for measurement and other functions
  - Post Processing
  - Image magnification 6x or more in real time.
  - Built-in DVD Drive
  - Tissue Harmonics
  - Processing Dynamic range 170db or more
  - Data storage and review facility
  - For Digital Acquisition, storage and review of complete Ultrasound studies including static
  - Studies can be reviewed and output to DVD.
  - Compound Resolution Imaging
  - Speckle Reduction imaging
  - Video Ports
  - Input and Output RS 232
  - Biopsy Lines must be available
  - Operating Voltage 220 VAC, 50 MHz
  - UPS 3KVA
- Imported online with true sine wave correction compatible to system
- Printer

Accessories for  
UPS machines:-  
- UPS (1KVA)  
- Stabilizers  
(compatible)



Items Required for Main OT

<p>OT Lights Ceiling Type Double Doom</p>	<p>1. It should have Latest LED light technology                  2. Homogeneous Light field and Maximum shadow                  Glutition                  3. Max. Illuminance at a distance of 1 m (in Lux) Main                  hood 1,60,000 + 1,60,000 Lux                  4. Color Temperature: 4300 deg Kelvin or better                  5. UK, USA, Germany, JAPAN</p>	<p>OT</p>
<p>OT Lights Single Doom</p>	<p>OT Light Ceiling Single Dome                  Shadow less LED operating light for spring balanced ceiling                  suspension, consisting of single lamp                  head hermaticall sealed and dust proof supported by a standard type                  arm                  Light intensity 160,000 lux at 1 Meter.                  UK USA Germany Japan</p>	<p>OT</p>

*John*

*PK*

*PK*

*Dr. Lakshmi Prasad*  
 General Surgeon  
 General Hospital  
 LIC Main Road, Bangalore